

IRIS User Guide: How to view the LCG Support Plan on IRIS



SOCIAL INCLUSION & COMMUNITY ACTIVATION PROGRAMME 2018-2022

The Social Inclusion and Community Activation Programme (SICAP) 2018-2022 is funded by the Irish Government through the Department of Rural and Community Development and co-funded by the European Social Fund under the Programme for Employability, Inclusion and Learning (PEIL) 2014-2020

23/03/2018



Ireland's European Structural and Investment Funds Programmes 2014-2020

Co-funded by the Irish Government and the European Union



EUROPEAN UNION

Investing in your future

European Social Fund

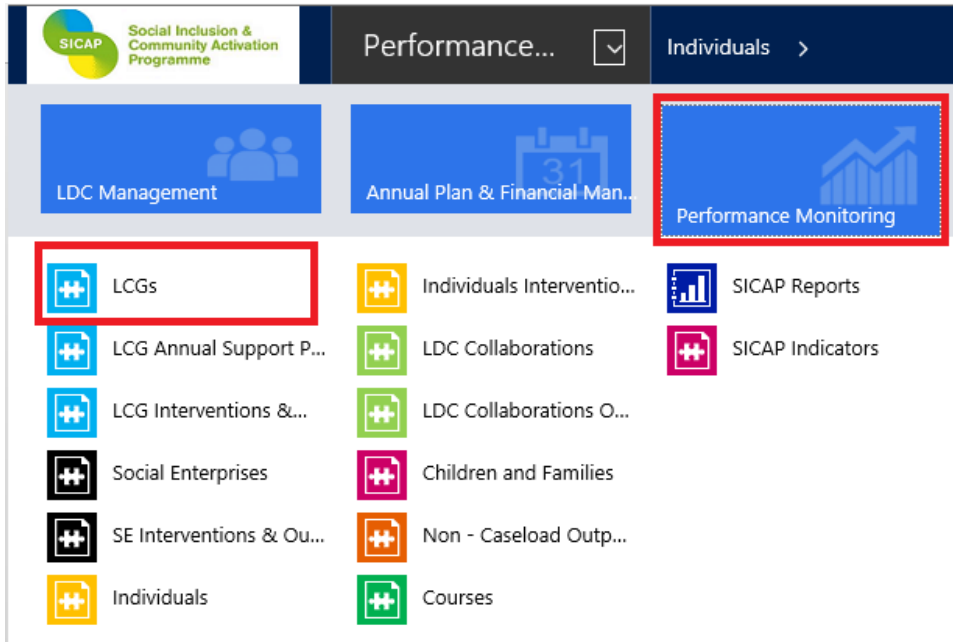


An Roinn Forbartha
Tuaithe agus Pobail
Department of Rural and
Community Development

LCG support plans should be completed on IRIS annually starting with the registration of the LCG.

Opening an LCG Support Plan

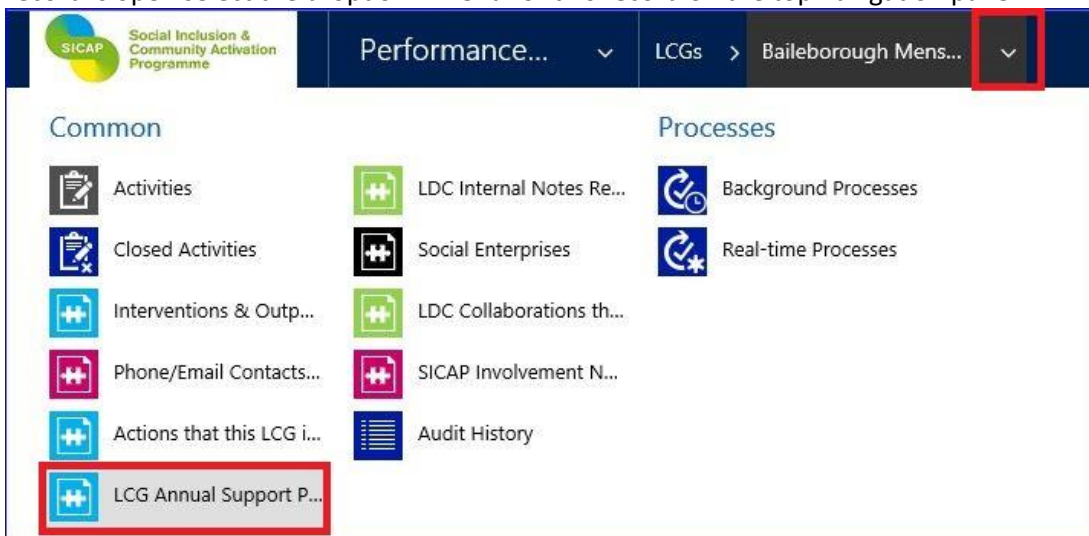
LCG Support Plans can be found under Performance Monitoring and the LCG Entity



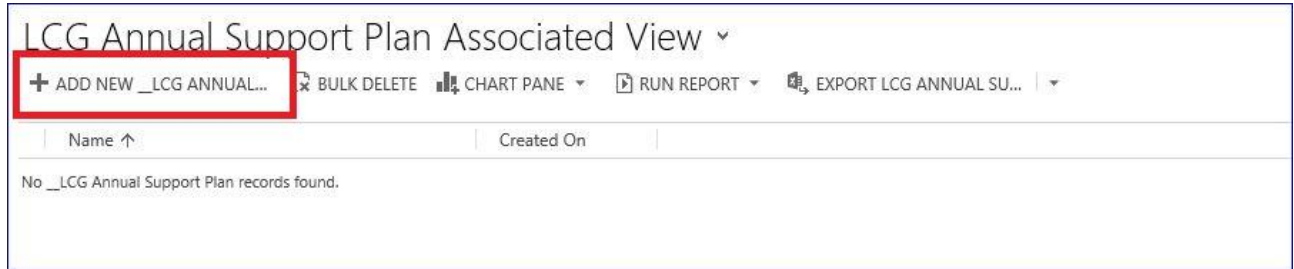
Changing system views

Views can be changed by clicking on the downward arrow and choosing the view from the menu.

Select the LCG that the plan relates to by double clicking on the record to open LCG record. When the record is open select the dropdown menu for this record on the top navigation pane.



Click on the LCG Annual Support Plan option to open the support plan entity. To add a new support plan click on Add New_ LCG Annual Support Plan as outlined in the image below. To view existing support plans select the record and double click to open.



Note: Interventions entered on IRIS should be in line with the agreed actions in the support plan described on IRIS.